





Safe Evacuation of Disabled People

• Safe area • Ask for help




The term disabled person refers to anyone who is disabled by the environment at UC. Because many disabilities are invisible, expect that there will be disabled people and that you may not know who they are. You should always ask anyone you see in the process of evacuating if they need help.

If you need extra help to evacuate

-  Go to a safe area (eg, under a stairwell).
 - ✓ Where safe to do so, ensure all doors are closed behind you as you evacuate.
-  If possible, let the Building/Floor Wardens know that you need extra help to evacuate.
-  If you are unable to evacuate safely, **DIAL UC Security 0800 823 637** and state **"EVACUATION ASSISTANCE"** with your exact location and help required.
-  You can also ask someone to dial for help on your behalf
 - ✓ if possible, keep a buddy with you or have a mobile phone for communication.

If you are helping a disabled person to evacuate

 Always ask someone if they need help and how you can provide this **BEFORE** you do anything.

Ask

- How they can best be helped or moved.
- Do they have any special considerations or items that need to come with them (eg, mobility cane/walkers/crutches).
- If possible, offer to stay with the person once evacuated.
- If possible, observe behaviour and provide help as the person needs it.
- Speak calmly and avoid touching the person without permission.

Useful tips when helping a disabled person to evacuate



Support with mobility


If a person needing mobility support is in immediate danger, direct them to the nearest safe area, usually a stairwell (if safe to do so).

- ✓  Immediately tell the Fire/Floor warden and **DIAL UC Security 0800 823 637**.
- ✓ If debris is present, help clear the person's travel path.



Companion animals

Ensure the service animal (eg, disability assist dog) is not separated from the individual, if possible.

 The companion animal may be anxious in an emergency.



Deaf or hard of hearing

A person who is Deaf or hard of hearing may not perceive the audible alarm during an emergency.

- ✓ Face the Deaf person and get their attention before speaking.
- ✓ Maintain eye contact while the Deaf person is signing.
- ✓ Give visual instructions to advise the safest routes by pointing toward exits and/or evacuation maps.
- ✓ Write a note to tell the person of the situation, the nearest evacuation route, and where to meet outside. (For example, write: "FIRE! Go out the rear door on your right. Meet outside on the front lawn.")



Blind or low vision

When supporting someone who is blind or has low vision, tell the person the nature of the emergency.

- ✓ **ASK** if it's okay to offer your arm for guidance, known as a "sighted guide".
- ✓ Help to move the person to a safe area (if safe to do so).
- ✓ Let the person know where you are going and any obstacles along the route.
- ✓ Once at a safe location, orient the person to their location.
- ✓ Ask if they need more help before leaving them.

SAFE EVACUATION OF DISABLED PEOPLE